

# AMNIOFIX<sup>®</sup>

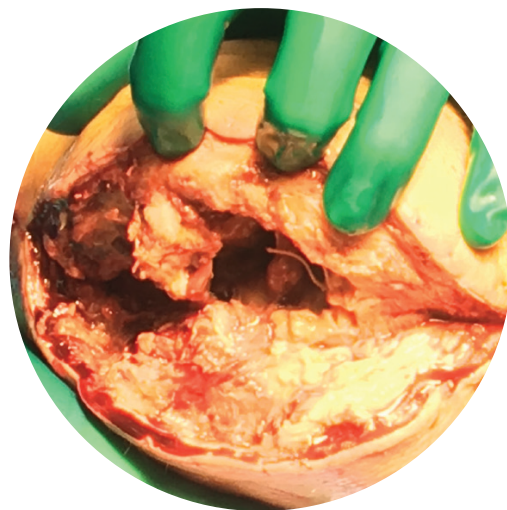
## CARING FOR CHALLENGING CLOSURES WHEN PATIENTS NEED IT MOST



AMNIOFIX



AMNIOFIX FENESTRATED



- Dehydrated human amnion/chorion membrane allograft



- A semi-permeable barrier that supports the healing cascade

- Supports challenging closures in comorbid patients

# AMNIOFIX®

## Clinical Use Examples

- Comorbid patients with complex defects or delayed healing
- Diabetic foot ulcers (DFUs), venous leg ulcers (VLUs), limb salvage, debridements, decubitus ulcers, flap closures, trauma, pilonidal cysts, port sites, fistula repairs, MOHS repairs, rotator cuff repair, hysterectomies, myomectomies, exposed bone and tendon, burns, and other cases are possible

## Product Advantages

- SMR<sup>2</sup>T™ Technology and patented PURION® processing
- Terminally sterilized for additional level of safety
- Easy to apply
- Room temperature storage
- 5-year shelf life
- Compatible with negative pressure wound therapy (NPWT) and hyperbaric oxygen therapy (HBO)



Patents and patents pending see: [www.mimedx.com/patents](http://www.mimedx.com/patents). AMNIOFIX, PURION, SMR<sup>2</sup>T, and MIMEDX are trademarks of MiMedx Group, Inc. ©2021 MiMedx Group, Inc. All Rights Reserved. [www.mimedx.com](http://www.mimedx.com) AM254.002

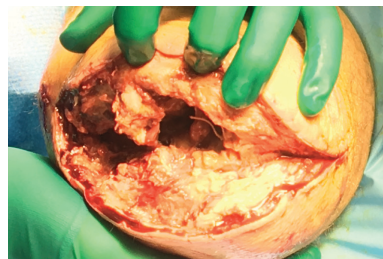
AMNIOFIX® is a dehydrated human amnion/chorion membrane allograft. AMNIOFIX provides a semi-permeable protective barrier that supports the healing cascade and protects the wound bed to aid in the development of granulation tissue in acute and chronic closures. AMNIOFIX provides a biocompatible human extracellular matrix and retains 300+ regulatory proteins.<sup>1-3</sup> The fenestrations on the AMNIOFIX FENESTRATED allografts allow for the transfer of exudate.

## Case Example: BKA to AKA after Recurrent Dehiscence<sup>4</sup>

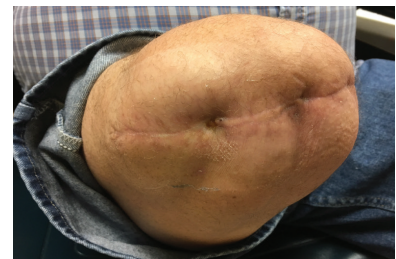
**Comorbidities:** COPD, obesity, PVD, peripheral neuropathy, HTN, and smoking (2 packs per day).

**Background:** Comorbid elderly patient with BKA due to non-healing wounds and osteomyelitis had surgical site dehiscence twice and remained open for 6 months. BKA was converted to AKA, patient continued smoking, and the surgical site dehisced. Patient underwent two more surgical debridements with secondary wound closures. AMNIOFIX was applied during the third surgical debridement and wound closed.

**Goal:** Secondary intention wound closure



Extensive debridement of recurrent dehiscence of AKA prior to placement of AMNIOFIX



Week 4: Complete wound closure s/p debridement and one AMNIOFIX application

## AMNIOFIX



Item #	Size and Description
APS-5160	16 mm disc
APS-5230	2 cm x 3 cm sheet
AAS-5330	3 cm x 3 cm sheet
APS-5260	2 cm x 6 cm sheet
APS-5440	4 cm x 4 cm sheet
AAS-5460	4 cm x 6 cm sheet
APS-5212	2 cm x 12 cm sheet
APS-5410	4 cm x 10 cm sheet*
AU-5760	7 cm x 6 cm sheet
APS-5610	6 cm x 10 cm sheet*
APS-5990	9 cm x 9 cm sheet*
APS-5616	6 cm x 16 cm sheet
APS-5915	9 cm x 15 cm sheet*
APS-5920	9 cm x 20 cm sheet

## AMNIOFIX FENESTRATED



Item #	Size and Description
AH-5410	4 cm x 10 cm fenestrated sheet*
AH-5610	6 cm x 10 cm fenestrated sheet*
AH-5990	9 cm x 9 cm fenestrated sheet*
AH-5616	6 cm x 16 cm fenestrated sheet*
AH-5920	9 cm x 20 cm fenestrated sheet*

\* New product(s) as of June 6, 2021

AKA = above knee amputation, BKA = below knee amputation, COPD = chronic obstructive pulmonary disease, DM = diabetes mellitus, HTN = hypertension, PVD = peripheral vascular disease

**REFERENCES:** 1. Koob, et al. J Biomed Mater Res B Appl Biomater. 2014 Aug;102(6):1353-62. 2. Lei, et al. Adv Wound Care. 2017 Feb 1;6(2):43-53. 3. MM-RD-00086, Proteome Characterization of PURION Processed Dehydrated Human Amnion Chorion Membrane (dHACM) and PURION Plus Processed Dehydrated Human Umbilical Cord (dHUC) Allografts. 4. MIMEDX Case Example, AMNIOFIX for Lower Extremity Amputation.



866.477.4219 • [customerservice@mimedx.com](mailto:customerservice@mimedx.com)